

Human FGFR2 beta (IIIb) Protein

Cat. No. FGR-HM1BB

Description

Source	Recombinant Human FGFR2 beta (IIIb) Protein is expressed from HEK293 with His tag at the C-Terminus. It contains Arg152-Glu378.
Accession	P21802-3
Molecular Weight	The protein has a predicted MW of 26.5 kDa. Due to glycosylation, the protein migrates to 45-60 kDa based on Bis-Tris PAGE result.
Endotoxin	Less than 1 EU per µg by the LAL method.
Purity	> 95% as determined by Bis-Tris PAGE > 95% as determined by HPLC

Formulation and Storage

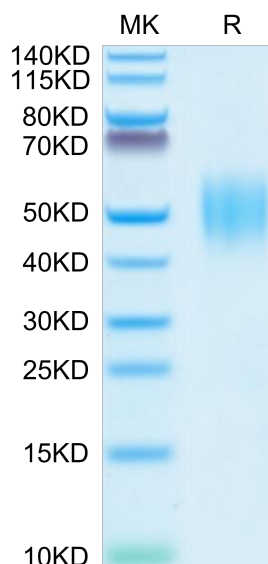
Formulation	Lyophilized from 0.22µm filtered solution in PBS (pH 7.4). Normally 8% trehalose is added as protectant before lyophilization.
Reconstitution	Dissolve the lyophilized protein in distilled water. Please refer to the Certificate of Analysis for detailed instructions.
Storage	-20 to -80°C for 24 months as supplied from date of receipt. -80°C for 3 months after reconstitution. Recommend to aliquot the protein into smaller quantities for optimal storage. Please minimize freeze-thaw cycles.

Background

Four distinct genes encoding closely related FGF receptors, FGF R1 - 4, are known. All four genes for FGF Rs encode proteins with an N-terminal signal peptide, three immunoglobulin (Ig)-like domains, an acid-box region containing a run of acidic residues between the IgI and IgII domains, a transmembrane domain and the split tyrosine-kinase domain. Multiple forms of FGF R1 - 3 are generated by alternative splicing of the mRNAs. A frequent splicing event involving FGF R1 and 2 results in receptors containing all three Ig domains, referred to as the alpha isoform, or only IgII and IgIII, referred to as the beta isoform.

Assay Data

Bis-Tris PAGE



Human FGFR2 beta (IIIb) on Bis-Tris PAGE under reduced conditions. The purity is greater than 95%.

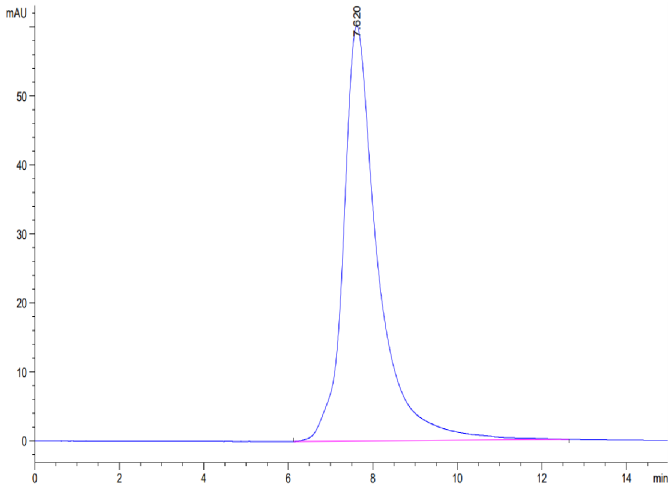
SEC-HPLC

Human FGFR2 beta (IIIb) Protein

Cat. No. FGR-HM1BB



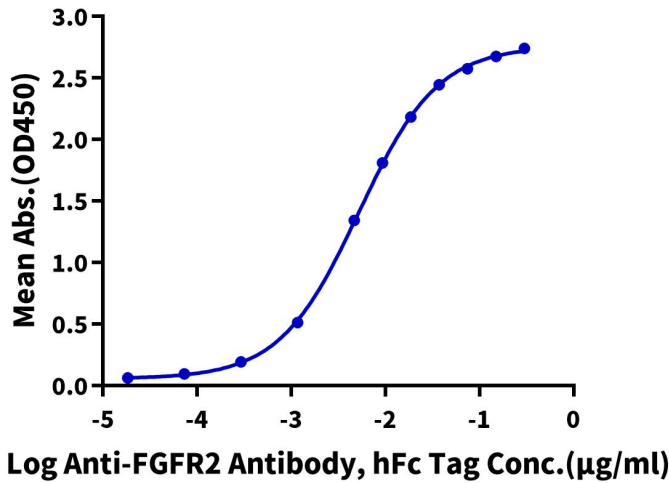
Assay Data



The purity of Human FGFR2 beta (IIIb) is greater than 95% as determined by SEC-HPLC.

ELISA Data

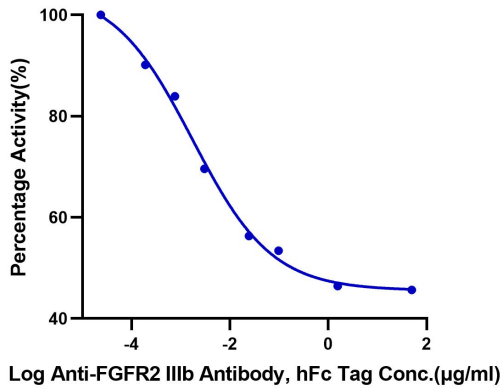
Human FGFR2 beta (IIIb), His Tag ELISA
0.1µg Human FGFR2 beta (IIIb), His Tag Per Well



Immobilized Human FGFR2 beta (IIIb), His Tag at 1µg/ml (100µl/Well) on the plate. Dose response curve for Anti-FGFR2 Antibody, hFc Tag with the EC50 of 5.2ng/ml determined by ELISA (QC Test).

Blocking Data

Inhibition of Human FGFR2 beta (IIIb) and FGF10 Binding
0.2µg Human FGFR2 beta (IIIb), His Tag Per Well



Serial dilutions of Anti-FGFR2 Antibody were added into Human FGFR2 beta (IIIb) , His Tag : Biotinylated Human FGF10, No Tag binding reactions. The half maximal inhibitory concentration (IC50) is 1.74ng/ml.